



Americans with Disabilities Act

ADA Business BRIEF:


Restriping Parking Lots

Accessible Parking Spaces

When a business restripes a parking lot, it must provide accessible parking spaces as required by the ADA Standards for Accessible Design.

In addition, businesses or privately owned facilities that provide goods or services to the public have a continuing ADA obligation to remove barriers to access in existing parking lots when it is readily achievable to do so. Because restriping is relatively inexpensive, it is readily achievable in most cases.

This ADA Business Brief provides key information about how to create accessible car and van spaces and how many spaces to provide when parking lots are restriped.



One of eight accessible parking spaces, but always at least one, must be van accessible.

Accessible Parking Spaces for Cars

Accessible parking spaces for cars have at least a 60-inch-wide access aisle located adjacent to the designated parking space. The access aisle is just wide enough to permit a person using a wheelchair to enter or exit the car. These parking spaces are identified with a sign and located on level ground.

Van-Accessible Parking Spaces

Van-accessible parking spaces are the same as accessible parking spaces for cars except for three features needed for vans:

- a wider access aisle (96") to accommodate a wheelchair lift;
- vertical clearance to accommodate van height at the van parking space, the adjacent access aisle, and on the vehicular route to and from the van-accessible space, and
- an additional sign that identifies the parking spaces as "van accessible."

Minimum Number of Accessible Parking Spaces

ADA Standards for Accessible Design 4.1.2 (5)

Total Number of Parking Spaces Provided (per lot)	Total Minimum Number of Accessible Parking Spaces (60" & 96" aisles)	Van-Accessible Parking Spaces with min. 96" wide access aisle	Accessible Parking Spaces with min. 60" wide access aisle
Column A			
1 to 25	1	1	0
26 to 50	2	1	1
51 to 75	3	1	2
76 to 100	4	1	3
101 to 150	5	1	4
151 to 200	6	1	5
201 to 300	7	1	6
301 to 400	8	1	7
401 to 500	9	2	7
501 to 1000	2% of total parking provided in each lot	1/8 of Column A*	7/8 of Column A**
1001 and over	20 plus 1 for each 100 over 1000	1/8 of Column A*	7/8 of Column A**

* one out of every 8 accessible spaces

** 7 out of every 8 accessible parking spaces

Location

Accessible parking spaces must be located on the shortest accessible route of travel to an accessible facility entrance. Where buildings have multiple accessible entrances with adjacent parking, the accessible parking spaces must be dispersed and located closest to the accessible entrances.

When accessible parking spaces are added in an existing parking lot, locate the spaces on the most level ground close to the accessible entrance. An accessible route must always be provided from the accessible parking to the accessible entrance. An accessible route never has curbs or stairs, must be at least 3-foot wide, and has a firm, stable, slip-resistant surface. The slope along the accessible route should not be greater than 1:12 in the direction of travel.

Accessible parking spaces may be clustered in one or more lots if equivalent or greater accessibility is provided in terms of distance from the accessible entrance, parking fees, and convenience. Van-accessible parking spaces located in parking garages may be clustered on one floor (to accommodate the 98-inch minimum vertical height requirement).

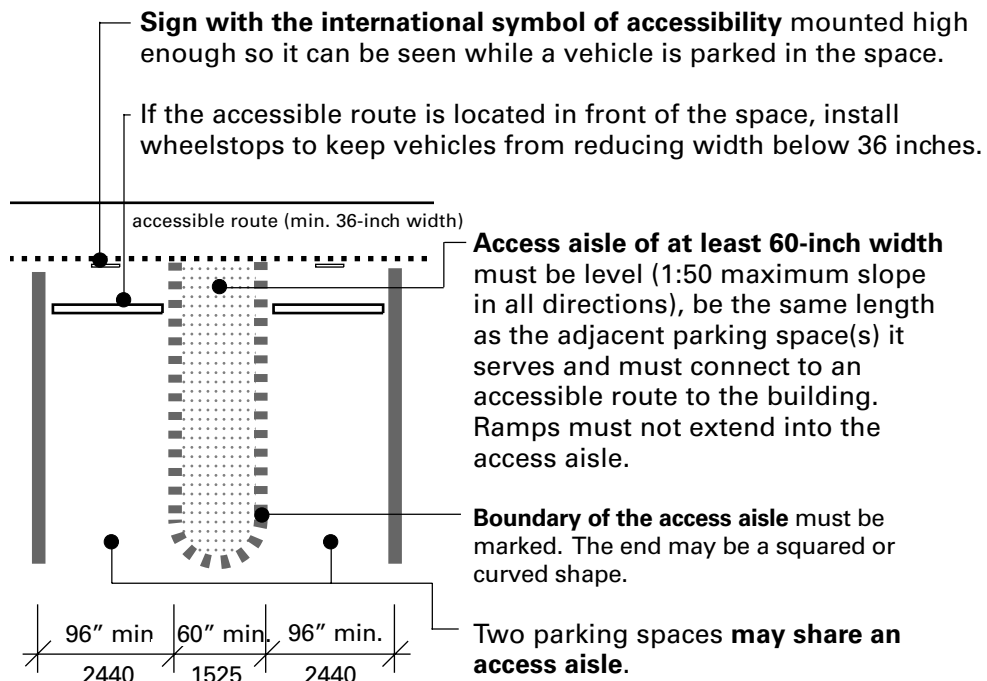
Free Technical Assistance

Answers to technical and general questions about restriping parking lots or other ADA requirements are available by telephone on weekdays. You may also order the ADA Standards for Accessible Design and other ADA publications, including regulations for private businesses, at any time day or night. Information about ADA-related IRS tax credits and deductions is also available from the ADA Information Line.

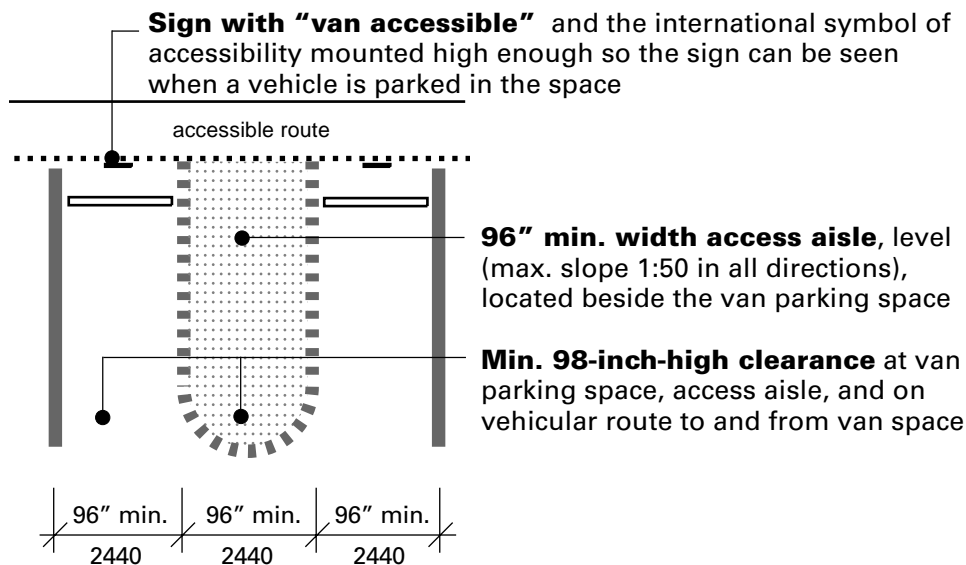
Department of Justice ADA Information Line

800-514-0301 (voice)
800-514-0383 (TTY)

Features of Accessible Parking Spaces for Cars



Three Additional Features for Van-Accessible Parking Spaces



ADA Website and ADA Business Connection

You may also view or download ADA information on the Department's ADA website at any time. The site provides access to the **ADA Business Connection** and the ADA design standards, ADA regulations, ADA policy letters, technical assistance materials, and general ADA information. It also provides links to other Federal agencies, and updates on new ADA requirements and enforcement efforts. www.usdoj.gov/crt/ada/adahom1.htm

Reference:

ADA Standards for Accessible Design (28 CFR Part 36):
§ 4.1.6 Alterations; § 4.1.2 Accessible Sites and Exterior Facilities: New Construction; § 4.6.1 Parking and Passenger Loading Zones, and § 4.3 Accessible Route.